

# 169th Listowel Agricultural Fair



**July 17-20, 2025**



**Fences &  
Fields**

**Schoolwork Competition**

**Youth Farm Safety Competition**

**[www.listowelfair.com](http://www.listowelfair.com)**

**@listowelfair**



# Listowel Fair School Work Competition!

**Contact Person: Elizabeth Johnston 291-0644; [listowelfair@gmail.com](mailto:listowelfair@gmail.com);**


**Committee: Carolyn van der Heiden, Tracey Fitton, Marybelle Dittmer, Nancy Schildroth, Alana McEachern**

**Prize Money for all classes: 1st, \$3; 2nd, \$2; 3rd, \$1; Except murals; 1st, \$10; 2nd, \$8; 3rd, \$6.**

School work will be picked up from the schools by Monday, June 23, 2025 and will be judged on Monday, June 30, 2025. Home-school entries are welcome! Listowel Fair will make every effort to display all entries; however, if display area is limited, only prize-winning entries will be displayed.

**Name of school must appear on entry tag.**

**Special: The school with the most prize-winning entries will receive \$100!**



**Class B9 (OPEN TO ANY GRADE):** Cursive writing. Entrants can write out any existing poem on lined paper. Poem to be 16 to 24 lines long and should be related to the theme of the fair. Topics can focus on anything related to farming, food grown in this area, agricultural fairs or the rural way of life. Use your imagination!

Please see additional pages for further competitions specific to your grade.

If you have any questions or if you need more entry tags, please contact Elizabeth at [listowelfair@gmail.com](mailto:listowelfair@gmail.com) or at 519-291-0644.

**Full Schoolwork package (including worksheets and colouring pages) can be downloaded from the Listowel Fair website under the 'Fair' tab at:**

**<https://www.listowelfair.com/about-3>**



# Listowel Fair School Work Competition!



**Contact Person: Elizabeth Johnston 291-0644; listowelfair@gmail.com;**  
**Committee: Carolyn van der Heiden, Tracey Fitton, Marybelle Dittmer, Nancy Schildroth, Alana McEachern**  
Prize Money for all classes: 1st, \$3; 2nd, \$2; 3rd, \$1; Except murals; 1st, \$10; 2nd, \$8; 3rd, \$6.  
School work will be picked up from the schools by Monday, June 23, 2025 and will be judged on Monday, June 30, 2025. Home-school entries are welcome! Listowel Fair will make every effort to display all entries; however, if display area is limited, only prize-winning entries will be displayed.  
**Name of school must appear on entry tag.**

**Special: The school with the most prize-winning entries will receive \$100!**

## Child Care & Nursery School

### Class AD

Make a paper bag puppet that looks like a farm animal. Colour and decorate the puppet using a variety of craft supplies.

### Class DD

Colour the picture provided labeled for Class DD. Please include the age of the child on the back of the picture.

### Class E1 (Child Care & Nursery School)

On large mural paper write the words '**Fences & Fields**' (the theme of the 2025 Listowel Fair) highlighting the crops and livestock grown in this area as well as our rural way of life. Have the students decorate the mural using different materials, patterns and designs to depict the theme. Mural to be a maximum of 10 feet long. One entry per class allowed.

## Junior Kindergarten



### Class AJK

Using a small (6 or 7 inch) paper plate, create a barnyard animal. Colour, paint or decorate the animal using a variety of craft supplies.

### Class BJK

Print your first name on a blank 5"X7" paper.

**Class CJK** Draw a picture of a crop that is grown in this area and label, in French, the name of the crop using an 8 1/2" x 11" piece of paper.

### Class DJK

Colour the picture provided labeled for Class DJK.

## Senior Kindergarten

### Class ASK

Using old magazines, cut out and create a collage of tractors and farm equipment on an 8 1/2" x 11" sheet of paper.

### Class BSK

Print your school's name on a blank 5"X7" paper

**Class CSK** Draw a picture of a crop that is grown in this area and label, in French, the name of the crop using an 8 1/2" x 11" piece of paper.

### Class DSK

Colour the picture provided labeled for Class DSK.



### Class E2 (JK & SK)

On large mural paper write the words '**Fences & Fields**' (the theme of the 2025 Listowel Fair) highlighting the crops and livestock grown in this area as well as our rural way of life. Have the students decorate the mural using different materials, patterns and designs to depict the theme. Mural to be a maximum of 10 feet long. One entry per class allowed.

## Grade One

### Class A1

Using paper no larger than 8 1/2" x 11", create a "shape outline of a vehicle" using geometric shapes, mounted on black construction paper.



**Class B1** Print the following poem on lined paper.

#### The Seed

*Plant me in the earth  
Give me water each day  
I'll grow to be a crop  
While you play*

**Class C1** Draw and label, in French, two crops that are grown in this area, using an 8 1/2" x 11" piece of paper.

**Class D1** Colour the picture provided labeled for Class D1.

### Class E3 (Grades 1 & 2)

On large mural paper write the words '**Fences & Fields**' (the theme of the 2025 Listowel Fair) highlighting the crops and livestock grown in this area as well as our rural way of life. Have the students decorate the mural using different materials, patterns and designs to depict the theme. Mural to be a maximum of 10 feet long. One entry per class allowed.



### Class B9 (OPEN TO ANY GRADE): Cursive writing.

Entrants can write out any existing poem on lined paper. Poem to be 16 to 24 lines long and should be related to the theme of the fair. Topics can focus on anything related to farming, food grown in this area, agricultural fairs or the rural way of life. Use your imagination!

## Grade Two



### Class A2

Using two small (6 or 7 inch) paper plates, create a unique fish. Colour, cut, paint, glue and decorate the fish using a variety of craft supplies, keeping in mind that glitter and heavier items may not stay on when the fish are being transported. A maximum of 2 paper plates may be used to complete this task.

**Class B2** Print the following poem on lined paper.

#### The Giving Farm

*Hens give eggs.  
Pigs give ham.  
Cows give milk.  
Strawberries give jam.  
Bees give honey.  
Goats give cheese.  
Farms give food.  
I'd like some please.*

*By Vicki Witcher*

**Class C2** Draw and label, in French, two crops that are grown in this area, using an 8 1/2" x 11" piece of paper.

**Class D2** Colour the picture provided labeled for Class D2.

### Class E3 (Grades 1 & 2)

On large mural paper write the words '**Fences & Fields**' (the theme of the 2025 Listowel Fair) highlighting the crops and livestock grown in this area as well as our rural way of life. Have the students decorate the mural using different materials, patterns and designs to depict the theme. Mural to be a maximum of 10 feet long. One entry per class allowed.



## Grade Three

### Class A3

Create a paper mosaic initial. Using their first initial, have students use carefully cut complimentary colours. Creations may be mounted on any colour of paper. Maximum size of paper to be 8 1/2" x 11".




**Class B3** Print the following poem on lined paper.

#### The Farm

*I see bunnies hopping  
I hear birds chirping in the trees  
I smell alfalfa growing in the field  
I taste vegetables growing in the garden  
I see cattle in the field eating grass  
The barns for the cattle, pigs, chickens,  
goats and sheep stand stately  
I see the farm tractor working in the field  
I watch the farmer as he grows our food  
This food will feed the world including  
you and I*

**Class C3** Draw and label, in French, three crops that are grown in this area, using an 8 1/2" x 11" piece of paper.

**Class D3** Make and colour a picture showing tessellations. Size is to be approximately 8 1/2" x 11".



### Class E4 (Grades 3 & 4)

On large mural paper write the words '**Fences & Fields**' (the theme of the 2025 Listowel Fair) highlighting the crops and livestock grown in this area as well as our rural way of life. Have students decorate the mural using different materials, patterns and designs to depict the theme. Mural to be a maximum of 10 feet long. One entry per class allowed.



## Grade Four

### Class A4

Using the template provided labeled Class A4, create a 'My Emotions Wheel.'



### Class B4

Print the following poem on lined paper.

#### Our Farmers, Our Future

*Farmers are important,  
They're working all day long.  
Every Canadian will go hungry,  
If something does go wrong.*

*Farmers grow our fruit and veg,  
Raise sheep and cattle too.  
A farmer's life is hard,  
There's a lot of work to do.*


*When harvest time comes  
And the crops are ripe and ready,  
The farmer picks and sells his crops,  
Keeping the supply full and steady.*

*Our farmers are our future,  
Without them there is no hope.  
So let's appreciate them,  
And how they help us cope.*

By Erica Graham

### Class C4

Using an 8 1/2" x 11" piece of paper, draw and colour "Un jardin potager" (A vegetable garden) title and label four items in French.



### Class D4

Create a one line continuous art project. Use at least four different polygons (e.g. triangle, rectangle, square, hexagon, circle, etc.) in your design.

### Class E4 (Grades 3 & 4)

On large mural paper write the words 'Fences & Fields' (the theme of the 2025 Listowel Fair) highlighting the crops and livestock grown in this area as well as our rural way of life. Have students decorate the mural using different materials, patterns and designs to depict the theme. Mural to be a maximum of 10 feet long. One entry per class allowed.

## Class B9 (OPEN TO ANY

### GRADE): Cursive writing.

Entrants can write out any existing poem on lined paper. Poem to be 16 to 24 lines long and should be related to the theme of the fair. Topics can focus on anything related to farming, food grown in this area, agricultural fairs or the rural way of life. Use your imagination!

## Grade Five

### Class A5

Draw your first name only in Graffiti art using whichever



size of piece of paper is required for the length of your name.

Class B5 Print the following poem on lined paper.

#### Farming Technology

*Farming has been around  
Ever since time began*

*The technique has been remarkable  
Different methods to work the land*

*We have come a very long way  
From the horse and plows, you know  
Changing slowly through the years  
Modern pictures sure make it so*

*They were designed to take a swath  
Wide and smooth and clean  
From a field that goes for miles  
As far as the eye has seen*

*Don't you think they're beautiful?  
These modern day tractors and such  
Astonishing their sizes are  
They have that 'farming' touch  
But I suppose new technology  
Has to grow as time moves on  
Because of the enormous population  
The horse and plow couldn't last for long!*

By Marilyn Lott

Class C5 Using an 8 1/2" x 11" piece of paper, Draw and colour "Le machines de la ferme" (machines on the farm) title and label five items in French.

Class D5 Create a self identity through tracing. Using 11" x 17" paper, have students trace both their feet and hands on the page. Have them make a self portrait, creating the remaining body and facial expressions.



## Grade Six

### Class A6

Create a Q-Tip Dot Art picture of a scene found in North Perth. Create on 8 1/2" x 11" paper.



Class B6 Print the following poem on lined paper.

#### Golden Wheat Fields

*Driving down that red dirt road  
I take a deep gulp of air  
Ah yes, I love those wheat fields  
Any worries will quickly repair*

*Huge machines ready to work  
And to reap that golden land  
The crops are ripe and ready to cut  
With the massive combine head*

*Workers sweat and toil in the sun  
From early morning till dark  
Then up again when the dew is gone  
They have that farmer's spark*

*The bales are huge and round  
All rolled with an impressive machine  
Just the way they like them  
Yep, those bales are a farmer's dream*

*If you ever get a chance  
Watch those people as they work  
All things will come into balance  
As they labour in that dirt!*

Class C6 Using a 8 1/2" x 11" piece of paper, create a drawing that looks like a picture taken by a drone in the sky looking down on a farm. Label, in French, at least five things the drone saw on the ground.

### Class D6

Create an inspirational hand doodle. Have students trace their hand and then add lines and motivational messages, words of motivation or simply the Character Attributes throughout. The attributes can be found at: <http://www.northperthcoc.com/attributes.html>



### Class E5 (Grades 5 & 6)

On large mural paper write the words 'Fences & Fields' (the theme of the 2025 Listowel Fair) highlighting the crops and livestock grown in this area as well as our rural way of life. Have students decorate the mural using different materials, patterns and designs to depict the theme. Mural to be a maximum of 10 feet long. One entry per class allowed.

**Class B9 (OPEN TO ANY GRADE):** Cursive writing. Entrants can write out any existing poem on lined paper. Poem to be 16 to 24 lines long and should be related to the theme of the fair. Topics can focus on anything related to farming, food grown in this area, agricultural fairs or the rural way of life. Use your imagination!

## Grade Seven

### Class A7

Create a pointillism art picture on an 8 1/2" x 11" page. Picture can be of farming, nature or a landmark in North Perth.



**Class B7** Print the following poem on lined paper.

#### Dedicated to the Farmers of the World

*This poem is dedicated to the farmers of the world,  
Who have worked hard to focus their energy that swirled,  
To supply us with food through hard work and dedication,  
For without their effort most would die of starvation,*

*An ancient art of farming dates back to prehistoric times,  
That has developed even further over many lifetimes,  
Farming has built the foundation of every civilization,  
For without farming there could not be a single nation,*

*Raising crops, poultry, and livestock is not an easy task,  
Working for hours under the scorching sun these farmers bask,  
Raising orchards and vineyards with the resources at hand,  
Using skills and technology to enhance their own farmland,*

*These hard working agriculturists should be given more appreciation,  
Because without them we could not have evolved into a nation,  
They keep civilization in existence, they enable us to survive,  
Without farmers, most of us would not be alive!*

By Daya Nandan

**Class C7** Using a 8 1/2" x 11" piece of paper, create an artistic display using one of the French interjections below:

- \* Attention!
- \* Silence!
- \* Brrr!
- \* Bravo!
- \* D'accord!
- \* or one of your own choosing



Entry must be hand drawn.


**Class D7** Using the word "Google", create a google doodle on an 8 1/2" x 11" paper. Entry must be hand drawn.



## Grade Eight

### Class A8

Create a split picture by cutting a 5" x 7" photo of yourself in half and then recreate the missing half. The completed picture should be mounted on 8 1/2" x 11" paper (Bristol board, cardstock or construction paper). Picture used can be a photocopy.



**Class B8** Print the following poem on lined paper.

#### Harvest Celebration

*Completion of the harvest, is a time to celebrate,  
Leaves on trees are yellowing, around the whole estate,  
Barns and bins are full to bursting, for winter now is here,  
In olden days it was the same, to grow still takes a year.*

*A lot more hand work then, more men worked upon the land,  
Ploughed with horses an acre a day, seed was sown by hand,  
Good rotation of all the crops, kept most weeds at bay,  
At harvest stood sheaves up in stooks, for two church bells they must stay.*


*Into bays or ricks were built, threshed out as needed through the year,  
Wheat went to the mill to be ground, flour for bread we do revere,  
Oats to feed the cattle and horses, and some for porridge bound,  
To feed the men and families who, work on the land all year round.*

*Mechanized now and fewer people, but crops still grow the same,  
Sunshine and warmth in the spring, showers to grow good crops the aim,  
In nature nothing really changes, seasons come and go,  
To keep us on the land we all love, its food for everyone we grow.*



**Class C8** Using a 8 1/2" x 11" piece of paper, create a poster/ad "en Francais" promoting the Listowel Fair, highlighting the many events that take place throughout the weekend.


**Class D8** Create a shades of summer poster. Draw a "selfie" with sunglasses projecting the thing you're most looking forward to in summer. Create your poster on paper no larger than 11" x 17".



### Class E6 (Grades 7 & 8)


On large mural paper write the words 'Fences & Fields' (the theme of the 2025 Listowel Fair) highlighting the crops and livestock grown in this area as well as our rural way of life. Have students decorate the mural using different materials, patterns and designs to depict the theme. Mural to be a maximum of 10 feet long. One entry per class allowed.

# Fences & Fields





# Fences & Fields




Listowel Fair July 17-20, 2025

Class DJK



# Fences & Fields



Listowel Fair July 17-20, 2025

Class DSK

# Fences & Fields



Listowel Fair July 17-20, 2025

Class D1

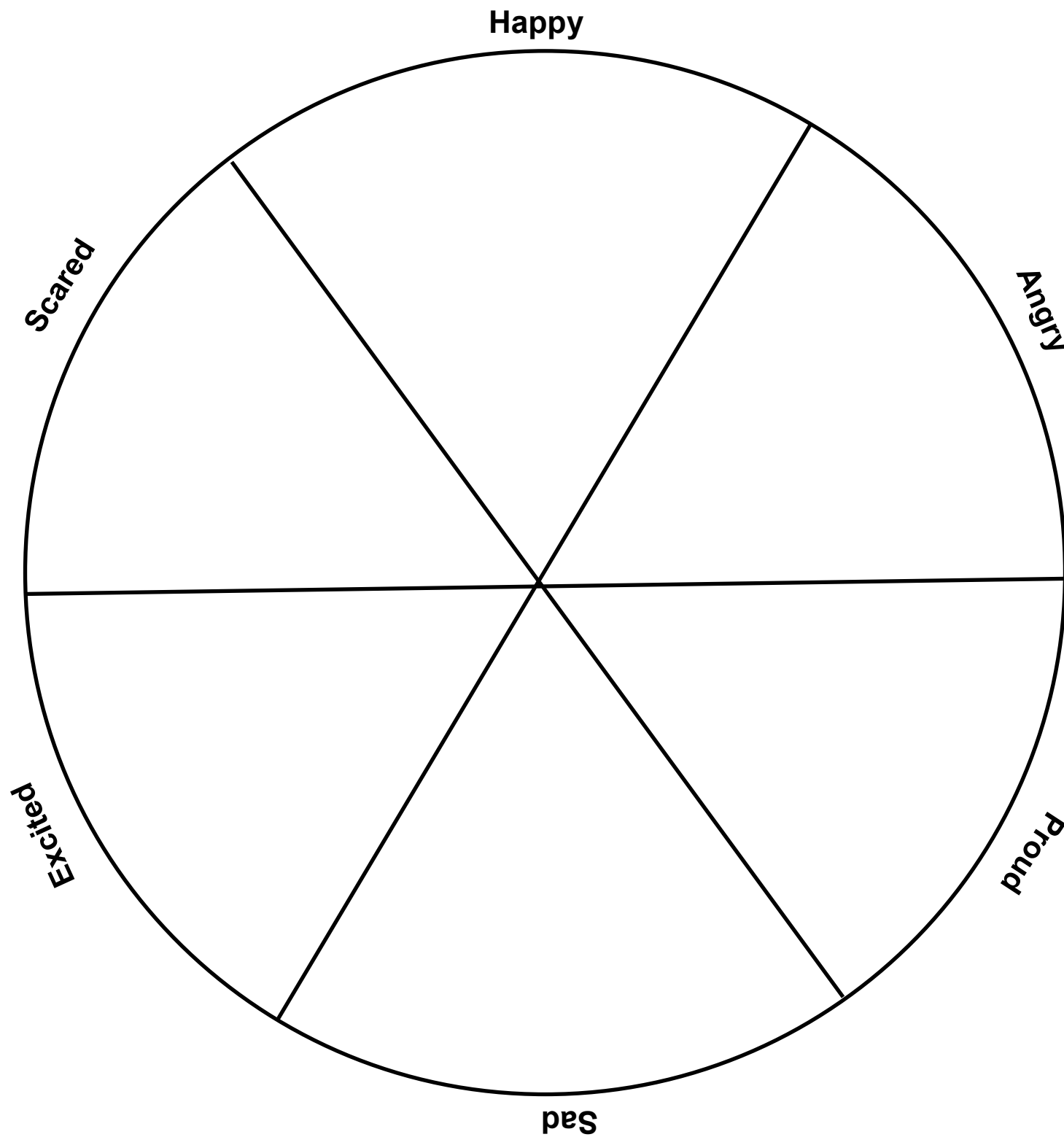
# Fences & Fields



**Listowel Fair July 18-21, 2024**

**Class D2**





Happy

Angry

Proud

Sad

Excited

Scared

# Youth Poster Competition



Contact: Elizabeth Johnston, 519-291-0644; Tracey Fitton, 519-292-6112

## Three Classes:

- A) Junior - Youth up to & including Grade 4
- B) Intermediate - Youth Grade 5 to Grade 8
- C) Senior - Youth Grade 9 to 12

## Criteria for youth poster classes:

Must be an original hand made (hand drawn) design.

Must include the name and dates of the **Listowel Fair (July 17-20, 2025)**.

Must also include Fair Theme slogan '**Fences and Fields**' highlighting the crops and livestock grown in this area as well as our rural way of life.

Poster Size: Minimum 22cm X 28cm to a Maximum 28cm X 44cm, **without border.**

*Entries are not to be mounted on artcard or Bristol board. The winning entry in each category will be mounted by the Listowel Agricultural Society before competing at the District level.*

On the back of each poster please include the following:

Student/Entrant name, grade level and full name of school/home-school.



## Judging Criteria

- 1) Overall appearance: 50 points
- 2) Hand Drawn : 35 points
- 3) Criteria (size, material, theme): 15 points

The winning poster from each class will compete at the District 8 competition.

Prizes for each class: 1st \$15; 2nd \$10; 3rd \$5

Judging of the posters will take place on July 16, 2025 from 12pm to 5pm.

*Youth Poster Competition sponsored in memory of Ruth Robinson*



AGRICULTURAL SOCIETY

# Farm Safety Youth Competition!

**Contact Person: Elizabeth Johnston 291-0644; listowelfair@gmail.com;**

**Committee: Carolyn van der Heiden, Tracey Fitton, Marybelle Dittmer, Nancy Schildroth, Alana McEachern**  
Prize money will be provided by the Listowel Agricultural Society.

1st - \$5; 2nd - \$3; 3rd - \$2

School work will be picked up from the schools by Monday, June 23, 2025 and will be judged on Monday, June 30, 2025. Home-school entries welcome! Listowel Fair will make every effort to display all entries; however, if display area is limited, only prize-winning entries will be displayed.

**Name of school must appear on entry tag.**

## Class F: Farm Safety

### Class FSJK (Junior Kindergarten):

Colour the picture of the cat provided, labeled Class FSJK. Trace the word cat at the top of the page.

### Class FSSK (Senior Kindergarten):

Colour the picture of the dog provided, labeled Class FSSK. Print the word 'dog' on the line at the top of the page.



### Class FS1 (Gr. 1) Animal Safety:

Connect the dots and colour the animal on the page labeled Class FS1. Print, in your own printing, the following message at the bottom of the picture: "Be careful around horses or other animals on the farm and at the fair."

### Class FS2 (Gr. 2) Farm Safety:

Complete the wordsearch and figure out the secret farm safety message using the page labeled Class FS2.



### Class FS3 (Gr. 3) Sun Safety:

Using a variety of art materials, design a t-shirt to wear in the sun, using the work page labeled Class FS3. Include a message on the shirt showing the importance of wearing a shirt when in the sun.



### Class FS4 (Gr. 4) Fire Safety:

On a blank 8 1/2" X 11" sheet of paper, draw a fire escape plan for your home. Show the location of fire extinguishers and smoke alarms.

### Class FS5 (Gr. 5) Farm Safety:

Using the worksheet labeled FS5, complete the crossword puzzle. Entries will be judged on completeness of puzzle, accuracy and neatness of printing for the answers.

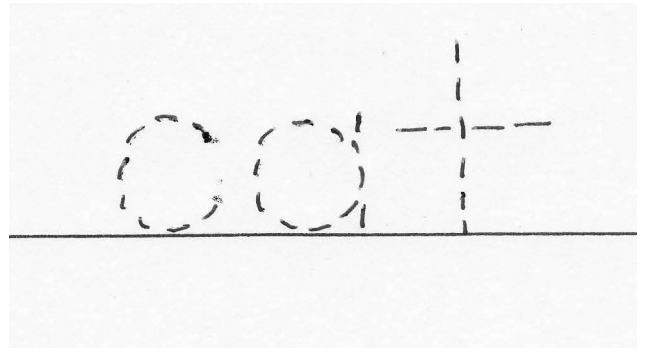

### Class FS6 (Gr. 6) Safety:

Using a blank piece of 11" x 14" paper, create a farm safety poster on a topic of your choice. Include a message warning of the danger of the activity and what should be done to do the activity safely. Or, poster could focus on the mental health struggles that come with farming and tips for coping and where to find help.

### Class FS7 (students with special needs):

Using a blank 8 1/2" X 11" sheet of paper, make a picture of any safety topic. (a child can enter this category even if they are in a regular classroom).






**Take your pet to the Vet every year for a Rabies shot.**



**Take your pet to the Vet every year for a Rabies shot.**



Be careful around horses and other animals on the farm and at the fair.



# Can you figure out the secret safety message?

1. Read over the list of clue words.
2. Find each word in the chart and draw a ring around the entire word as you find it. (Note: words can run up and down, side to side, and diagonally; letters can be used in more than one word.)
3. Once you've found the word on the clue list, scratch it out and move onto the next word.
4. When you have finished, write all the leftover letters in the blank spaces provided.
5. Rearrange the leftover letters to spell out the important safety message!

T	S	S	K	C	A	L	E	R	T
N	E	S	N	A	O	P	O	N	D
T	N	H	S	U	N	B	U	R	N
I	I	D	G	T	G	T	B	R	L
N	B	I	A	I	I	A	A	E	L
J	M	E	S	O	R	B	E	C	A
U	O	S	W	N	I	H	E	T	F
R	C	E	S	E	W	A	A	E	P
E	N	L	S	Y	T	E	F	A	S
D	R	A	Z	A	H	E	R	I	F

## The clue words

ALERT	DIESEL	HAZARD	RABIES
BARNES	FALL	HEAT	SAFETY
BEEES	FIRE	INJURED	SUNBURN
CAUTION	GAS	NEW	WHEEL
COMBINES	GUNS	POND	

## The leftover letters

-----


## The safety message

<input type="text"/>	<input type="text"/>	<input type="text"/>	<input type="text"/>	<input type="text"/>	<input type="text"/>	<input type="text"/>	<input type="text"/>	<input type="text"/>	<input type="text"/>	<input type="text"/>	<input type="text"/>
----------------------	----------------------	----------------------	----------------------	----------------------	----------------------	----------------------	----------------------	----------------------	----------------------	----------------------	----------------------

This project is funded in part by the Ontario Ministry of Agriculture, Food and Rural Affairs.




LET'S DESIGN-A-SHIRT!





# Farm Safety Crossword



## Across



2. To protect your \_\_\_\_\_ always wear sturdy shoes or boots when working on the farm.
5. When around vehicles or machinery, make sure to be near and seen or holding \_\_\_\_\_ with an adult at all times.
7. One of the most important things to do when working and handling animals is to \_\_\_\_\_ your hands.
10. It's harvest time, there is lots of moving machinery, make sure you never run or play near equipment like silos or \_\_\_\_\_ bins.
11. Never swim or play in bodies of \_\_\_\_\_ on the farm.
12. Always wear ear \_\_\_\_\_ when working with loud equipment on the farm, like tractors or chainsaws.
14. When using farm equipment, always wear safety \_\_\_\_\_ to protect your eyes.
16. Always wear a \_\_\_\_\_ when riding a horse or motorbike on the farm.

## Down

1. When farm machinery is being moved, always make sure you are able to be \_\_\_\_\_ by the driver
3. It's important to never play or climb on farm \_\_\_\_\_.
4. When checking on livestock or driving around the farm in a side by side or atv, always make sure you are wearing your \_\_\_\_\_
6. When having fun outside under the sun, always remember to grab your hat and put \_\_\_\_\_ on.
8. Before I venture outside I must tell a \_\_\_\_\_ where I am going.
9. Imagine that you are out on the farm with a parent helping out, you begin to feel a little tired. It is important to take a \_\_\_\_\_
13. When helping out on the tools or machinery, always make sure they are in good working \_\_\_\_\_ before using them.
15. When working with animals, always approach them calmly and \_\_\_\_\_ to avoid startling them